

# Fieri Series

## - Single Column "T" Base -

	Options:	ADD
	EQ-1: Equalizer Glide (Set of 4), (table height remains at 29" with Glide)	50.00 LIST per table
	TWC-1: Twin Wheel Swivel Locking Caster (Set of 4), (table height remains at 29" with casters)	100.00 LIST per table
	HDC-1: Heavy Duty Locking Casters (Set of 4), (table height remains at 29" with casters)	320.00 LIST per table
	#10 Concealed Caster/Glide	70.00 LIST per table
	#20 Concealed Caster/Caster	70.00 LIST per table
	Flip Top Option, T Legs : Tables up to 72" W, complete with connector bar	435.00 LIST per table
	Ganging Fast Lock	90.00 LIST per table
	Bar or Counter Height	120.00 LIST per table
	(Please indicate Height on order) Non Standard Heights	80.00 LIST per table
	(Please indicate on order) Cantilevered C Leg (positioned 1/3 - 2/3)	N/C
* COP (customers own power) , Customer to Supply Power and Data Boxes, Template To be Supplied CUT OUT	Upcharge	120.00 LIST per table
	(Please specify location on order) 3" Round Grommet	30.00 LIST per table
	Polished Chrome Upcharge	200.00 LIST per table
	Satin Nickel Upcharge	225.00 LIST per table

### Standard Base Features:

- \* 2" Diameter Single Column, 14 Gauge
- \* Foot is All Welded ARCHED round 2" Tube
- \* Includes Standard Screw in Adjustable Glides (Model GL-1)
- \* Mounting Plate: 12" x 12" x 3/16" Thick, all Welded to the top of Column
- \* Flip Box and Connector Bars ALWAYS finished in Cape Standard Black Epoxy
- \* Standard table height is 29.5" from floor to surface unless otherwise specified, Upcharges May Apply.
- \* Pricing based on any Standard Cape Epoxy

### Standard Top Features:

- \* All Tops have partial board core, unless otherwise specified
- \* Standard Top Thickness: 1 1/8"
- \* Standard Cape Laminates: **(CUSTOM LAMINATES UPON REQUEST)**
- Formica **(-58 Finish Only)**
- Wilsonart **(-60 Matte Finish only)**
- Nevamar **(-T Textured Finish Only)**
- Pionite **(Suede Finish Only)**

\* Modesty Panels Available, please refer to Accessories page.

\* For power, data and additional accessories, please refer to Accessories page.

\* 2 pcs Tables- 36"-42"w complete with 3 Fast Locks, 48" complete with 4 Fast Locks (Included in prices)

NOTE: Table Widths of +48" - 60" Available Upon Request

\* Tables over 120" Long are subject to the following Packaging Charges

(one time charge): 1-6 Tables - \$150.00 NET - 6+ Tables-\$300.00 NET

**HOW TO READ CODES: REC 2096 S 302-2-18**

**REC** = Rectangular

**2096** = Top Size: 20" x 96"

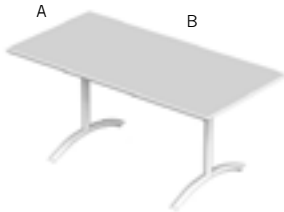
**S 302-2-18**= **S**=Includes Support Stretchers **-302**=Model 302 Fieri, **-2**=2 "T" Legs, **18**=18" Base Spread

**NOTE: MP**=Offset Mounting Plate-Column is welded to the outside of the mounting plate to accommodate smaller top

# Fieri Series

## - Single Column "T" Base -

Rectangular



Model #	Rectangular	Size	Wt.	ST1	ST2	ST3	ST4	ST5	ST6	ST7
A x B										
REC 20 36		302-2-18	55	917	959	1087	1150	1182	1342	1660
REC 20 42		302-2-18	59	952	1002	1150	1225	1262	1448	1820
REC 20 48		302-2-18	63	988	1044	1214	1299	1342	1554	1979
REC 20 54		302-2-18	68	1023	1087	1278	1374	1421	1660	2139
REC 20 60		302-2-18	72	1058	1129	1342	1448	1501	1767	2298
REC 20 72		302-2-18	80	1129	1214	1469	1597	1660	1979	2617
REC 20 84 S		302-2-18-S*	99	1408	1507	1805	1953	2028	2400	3143
REC 20 96 S		302-2-18-S*	108	1479	1592	1932	2102	2187	2612	3462
REC 20 120 S		302-2-18-S*	124	1621	1762	2187	2400	2506	3037	4100
REC 20 144 S		302-2-18-S*	141	1762	1932	2442	2697	2825	3462	4737

S\* includes 2pcs "L" shape steel support stretchers, screwed 18" from the edge of the top to prevent bowing

REC 24 36		302-2-23	62	967	1018	1171	1248	1286	1477	1860
REC 24 42		302-2-23	67	1010	1069	1248	1337	1382	1605	2051
REC 24 48		302-2-23	72	1052	1120	1324	1426	1477	1732	2242
REC 24 54		302-2-23	77	1095	1171	1401	1516	1573	1860	2434
REC 24 60		302-2-23	82	1137	1222	1477	1605	1669	1987	2625
REC 24 72		302-2-23	92	1222	1324	1630	1783	1860	2242	3007
REC 24 84 S		302-2-23-S*	113	1515	1634	1991	2170	2259	2705	3598
REC 24 96 S		302-2-23-S*	123	1600	1736	2144	2348	2450	2960	3980
REC 24 120 S		302-2-23-S*	143	1770	1940	2450	2705	2833	3470	4745
REC 24 144 S		302-2-23-S*	163	1940	2144	2756	3062	3215	3980	5510

S\* includes 2pcs "L" shape steel support stretchers, screwed 18" from the edge of the top to prevent bowing

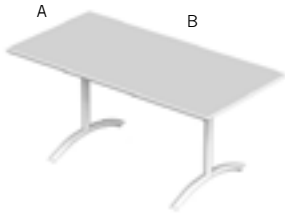
REC 30 36		302-2-28	72	1058	1122	1313	1409	1457	1696	2174
REC 30 42		302-2-28	78	1111	1186	1409	1520	1576	1855	2413
REC 30 48		302-2-28	84	1164	1249	1504	1632	1696	2014	2652
REC 30 54		302-2-28	90	1218	1313	1600	1743	1815	2174	2891
REC 30 60		302-2-28	97	1271	1377	1696	1855	1935	2333	3130
REC 30 72		302-2-28	109	1377	1504	1887	2078	2174	2652	3608
REC 30 84 S		302-2-28-S*	133	1691	1840	2286	2509	2621	3179	4294
REC 30 96 S		302-2-28-S*	145	1797	1967	2477	2732	2860	3497	4772
REC 30 120 S		302-2-28-S*	170	2010	2222	2860	3179	3338	4135	5729
REC 30 144 S		302-2-28-S*	195	2222	2477	3242	3625	3816	4772	6685

S\* includes 2pcs "L" shape steel support stretchers, screwed 18" from the edge of the top to prevent bowing

# Fieri Series

## - Single Column "T" Base -

Rectangular



Model #	Rectangular	Size	Wt.	ST1	ST2	ST3	ST4	ST5	ST6	ST7		
		A x B										
REC 36	48	302-2-28	36	48	94	1249	1351	1657	1810	1887	2269	3034
REC 36	54	302-2-28	36	54	102	1313	1428	1772	1944	2030	2461	3321
REC 36	60	302-2-28	36	60	109	1377	1504	1887	2078	2174	2652	3608
REC 36	72	302-2-28	36	72	124	1504	1657	2116	2346	2461	3034	4182
REC 36	84	S 302-2-28-S*	36	84	150	1840	2018	2554	2822	2956	3625	4964
REC 36	96	S 302-2-28-S*	36	96	165	1967	2171	2783	3089	3242	4007	5537
REC 36	120	S 302-2-28-S*	36	120	195	2222	2477	3242	3625	3816	4772	6685
REC 36	144	S 302-2-28-S*	36	144	225	2477	2783	3701	4160	4390	5537	7832

S\* includes 2pcs -"L" shape steel support stretchers, screwed 18" from the edge of the top to prevent bowing

REC 42	60	302-2-28	42	60	122	1483	1632	2078	2301	2413	2971	4086
REC 42	72	302-2-28	42	72	139	1632	1810	2346	2614	2748	3417	4756
REC 42	84	S 302-2-28-S*	42	84	168	1989	2197	2822	3134	3290	4071	5633
REC 42	96	S 302-2-28-S*	42	96	185	2137	2375	3089	3446	3625	4517	6302
REC 42	120	S 302-2-28-S*	42	120	220	2435	2732	3625	4071	4294	5410	7641
REC 42	144	S 302-2-28-S*	42	144	255	2732	3089	4160	4696	4964	6302	8980

S\* includes 2pcs -"L" shape steel support stretchers, screwed 18" from the edge of the top to prevent bowing

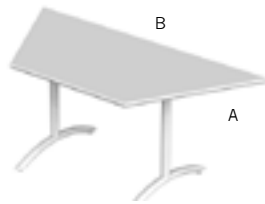
# Fieri Series

## - Single Column "T" Base -

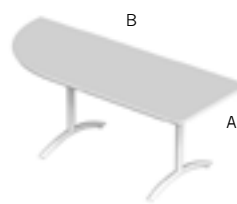
Half Round



Trapazoid



Radius End Left



Model #	Half Round	Size	Wt.	ST1	ST2	ST3	ST4	ST5	ST6	ST7
		A x B								
HR 24 48	302-2-18	24 48	80	1129	1214	1469	1597	1660	1979	2617
HR 30 60	302-2-23	30 60	107	1350	1477	1860	2051	2147	2625	3581
HR 36 72	302-2-28	36 72	134	1589	1759	2269	2524	2652	3289	4564

Model #	Trapazoid	Size	Wt.	ST1	ST2	ST3	ST4	ST5	ST6	ST7
		A x B								
TR 24 48	302-2-18	24 48	80	1129	1214	1469	1597	1660	1979	2617
TR 30 60	302-2-23	30 60	107	1350	1477	1860	2051	2147	2625	3581
TR 36 72	302-2-28	36 72	134	1589	1759	2269	2524	2652	3289	4564

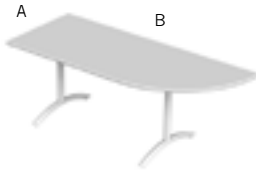
Model #	Radius End Left	Size	Wt.	ST1	ST2	ST3	ST4	ST5	ST6	ST7
		A x B								
REL 24 60	302-2-23	24 60	82	1137	1222	1477	1605	1669	1987	2625
REL 24 72	302-2-23	24 72	92	1222	1324	1630	1783	1860	2242	3007
REL 30 60	302-2-28	30 60	104	1334	1453	1810	1989	2078	2524	3417
REL 30 72	302-2-28	30 72	117	1441	1581	2002	2212	2317	2843	3895
REL 30 84 S	302-2-28-S*	30 84	140	1755	1916	2401	2643	2764	3370	4581
REL 36 60	302-2-28	36 60	117	1445	1586	2009	2221	2327	2856	3914
REL 36 72	302-2-28	36 72	134	1589	1759	2269	2524	2652	3289	4564
REL 36 84 S	302-2-28-S*	36 84	160	1925	2120	2707	3000	3147	3880	5346

S\* includes 2pcs -"L" shape steel support stretchers, screwed 18" from the edge of the top to prevent bowing

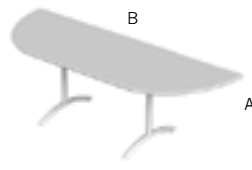
# Fieri Series

## - Single Column "T" Base -

Radius End Right



Radius 2 Ends



Wave



Model #	Radius End Right		Size	Wt.	ST1	ST2	ST3	ST4	ST5	ST6	ST7		
			A x B										
RER	24	60	302-2-23	24	60	82	1137	1222	1477	1605	1669	1987	2625
RER	24	72	302-2-23	24	72	92	1222	1324	1630	1783	1860	2242	3007
RER	30	60	302-2-28	30	60	104	1334	1453	1810	1989	2078	2524	3417
RER	30	72	302-2-28	30	72	117	1441	1581	2002	2212	2317	2843	3895
RER	30	84 S	302-2-28-S*	30	84	140	1755	1916	2401	2643	2764	3370	4581
RER	36	60	302-2-28	36	60	117	1445	1586	2009	2221	2327	2856	3914
RER	36	72	302-2-28	36	72	134	1589	1759	2269	2524	2652	3289	4564
RER	36	84 S	302-2-28-S*	36	84	160	1925	2120	2707	3000	3147	3880	5346

S\* includes 2pcs -"L" shape steel support stretchers, screwed 18" from the edge of the top to prevent bowing

Model #	Radius 2 Ends		Size	Wt.	ST1	ST2	ST3	ST4	ST5	ST6	ST7		
			A x B										
R2R	24	72	302-2-23	24	60	102	1307	1426	1783	1962	2051	2497	3390
R2R	24	84 S	302-2-23-S*	24	72	123	1600	1736	2144	2348	2450	2960	3980
R2R	24	96 S	302-2-23-S*	30	60	138	1728	1889	2374	2616	2737	3343	4554
R2R	30	72	302-2-28	30	72	119	1462	1606	2040	2257	2365	2907	3991
R2R	30	84 S	302-2-28-S*	30	84	140	1755	1916	2401	2643	2764	3370	4581
R2R	30	96 S	302-2-28-S*	36	60	160	1925	2120	2707	3000	3147	3880	5346
R2R	36	72	302-2-28	36	72	134	1589	1759	2269	2524	2652	3289	4564
R2R	36	84 S	302-2-28-S*	36	84	160	1925	2120	2707	3000	3147	3880	5346
R2R	36	96 S	302-2-28-S*	36	84	180	2095	2324	3013	3357	3529	4390	6111


S\* includes 2pcs -"L" shape steel support stretchers, screwed 18" from the edge of the top to prevent bowing

Model #	Wave		Size	Wt.	ST1	ST2	ST3	ST4	ST5	ST6	ST7		
			A x B										
WV	24	60	302-2-23	24	60	97	1265	1375	1707	1873	1956	2370	3199
WV	24	72	302-2-23	24	72	102	1307	1426	1783	1962	2051	2497	3390
WV	30	60	302-2-28	30	60	107	1356	1479	1849	2034	2126	2588	3513
WV	30	72	302-2-28	30	72	119	1462	1606	2040	2257	2365	2907	3991
WV	36	60	302-2-28	36	60	124	1504	1657	2116	2346	2461	3034	4182
WV	36	72	302-2-28	36	72	134	1589	1759	2269	2524	2652	3289	4564


# Fieri Series

## - Single Column "T" Base -

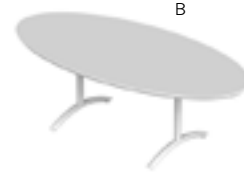
Bullet



Boatshape



Oval



Model #	Bullet		Size		Wt.	ST1	ST2	ST3	ST4	ST5	ST6	ST7	
			A x B										
BU 24	60		302-2-28	24	60	92	1222	1324	1630	1783	1860	2242	3007
BU 30	48		302-2-28	30	48	94	1249	1351	1657	1810	1887	2269	3034
BU 30	60		302-2-28	30	60	104	1334	1453	1810	1989	2078	2524	3417
BU 30	72		302-2-28	30	72	117	1441	1581	2002	2212	2317	2843	3895
BU 36	48		302-2-28	36	48	104	1334	1453	1810	1989	2078	2524	3417
BU 36	60		302-2-28	36	60	119	1462	1606	2040	2257	2365	2907	3991
BU 36	72		302-2-28	36	72	134	1589	1759	2269	2524	2652	3289	4564

Model #	Boatshape		Size		Wt.	ST1	ST2	ST3	ST4	ST5	ST6	ST7	
			A x B										
BT 36	96	S	302-2-28-S*	36	96	225	2477	2783	3701	4160	4390	5537	7832
BT 36	120	S	302-2-28-S*	36	120	265	2817	3191	4313	4874	5155	6557	9362
BT 36	144	S	302-2-28-S*	36	144	265	2817	3191	4313	4874	5155	6557	9362
BT 42	96	S	302-2-28-S*	42	96	225	2446	2752	3670	4129	4358	5506	7801
BT 42	120	S	302-2-28-S*	42	120	265	2786	3160	4282	4843	5123	6526	9331
BT 42	144	S	302-2-28-S*	42	144	265	2786	3160	4282	4843	5123	6526	9331

S\* includes 2pcs ."L" shape steel support stretchers, screwed 18" from the edge of the top to prevent bowing

Model #	Oval		Size		Wt.	ST1	ST2	ST3	ST4	ST5	ST6	ST7	
			A x B										
OV 36	96	S	302-2-28-S*	36	96	225	2477	2783	3701	4160	4390	5537	7832
OV 36	120	S	302-2-28-S*	36	120	265	2817	3191	4313	4874	5155	6557	9362
OV 36	144	S	302-2-28-S*	36	144	265	2817	3191	4313	4874	5155	6557	9362
OV 42	96	S	302-2-28-S*	42	96	225	2446	2752	3670	4129	4358	5506	7801
OV 36	120	S	302-2-28-S*	36	120	265	2786	3160	4282	4843	5123	6526	9331
OV 36	144	S	302-2-28-S*	36	144	265	2786	3160	4282	4843	5123	6526	9331

S\* includes 2pcs ."L" shape steel support stretchers, screwed 18" from the edge of the top to prevent bowing

# Fieri Series

## - Double Column "T" Base -

	Options:	ADD
	EQ-1: Equalizer Glide (Set of 4), (table height remains at 29" with Glide)	50.00 LIST per table
	TWC-1: Twin Wheel Swivel Locking Caster (Set of 4), (table height remains at 29" with casters)	100.00 LIST per table
	HDC-1: Heavy Duty Locking Casters (Set of 4), (table height remains at 29" with casters)	320.00 LIST per table
	#10 Concealed Caster/Glide	70.00 LIST per table
	#20 Concealed Caster/Caster	70.00 LIST per table
	Flip Top Option, T Legs : Tables up to 72" W, complete with connector bar	435.00 LIST per table
	Ganging Fast Lock	90.00 LIST per table
	Bar or Counter Height	120.00 LIST per table
	(Please indicate Height on order) Non Standard Heights	80.00 LIST per table
	(Please indicate on order) Cantilevered C Leg (positioned 1/3 - 2/3)	N/C
* COP (customers own power) , Customer to Supply Power and Data Boxes, Template To be Supplied CUT OUT	Upcharge	120.00 LIST per table
	(Please specify location on order) 3" Round Grommet	30.00 LIST per table
	Polished Chrome Upcharge	200.00 LIST per table
	Satin Nickel Upcharge	225.00 LIST per table

### Standard Base Features:

- \* 2" Diameter Double (2) Column, 14 Gauge
- \* Foot is All Welded 1" x 1 1/2" Tube with Rounded Top, Square Bottom
- \* All Double Column "T" Bases come **Standard with under mount Chassis** and Screw in Adjustable Glides (Model GL-1)
- \* Mounting Plate: 12" x 12" x 3/16" Thick, all Welded to the top of Column
- \* Flip Box and Connector Bars ALWAYS finished in Cape Standard Black Epoxy
- \* Standard table height is 29.5" from floor to surface unless otherwise specified, Upcharges May Apply.
- \* Pricing based on any Standard Cape Epoxy

### Standard Top Features:

- \* All Tops have partial board core, unless otherwise specified
- \* Standard Top Thickness: 1 1/8"
- \* Standard Cape Laminates: **(CUSTOM LAMINATES UPON REQUEST)**
- Formica **(-58 Finish Only)**
- Wilsonart **(-60 Matte Finish only)**
- Nevamar **(-T Textured Finish Only)**
- Arborite **(-CA Cashmere Finish Only)**
- Pionite **(Suede Finish Only)**

- \* Modesty Panels Available, please refer to Accessories page.
- \* For power, data and additional accessories, please refer to Accessories page.
- \* 2 pcs Tables- 36"-42"w complete with 3 Fast Locks, 48" complete with 4 Fast Locks (Included in prices)
- NOTE: Table Widths of +48" - 60" Available Upon Request

\* Tables over 120" Long are subject to the following Packaging Charges  
(one time charge): 1-6 Tables - \$150.00 NET - 6+ Tables-\$300.00 NET

**HOW TO READ CODES: REC 3684 302-2DC-28**

**REC** = Rectangular

**3684** = Top Size: 36" x 84"

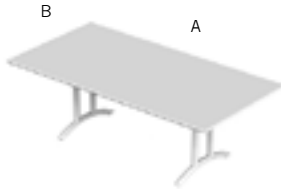
**302-2DC-28**= **302**=Model 302 Fieri, **2DC**=2 Double Column "T" Legs, **28**=28" Base Spread

**NOTE:** **MP**=Offset Mounting Plate-Column is welded to the outside of the mounting plate to accommodate smaller top

# Fieri Series

## - Double Column "T" Base -

Rectangular



Model #	Rectangular	Size	Wt.	ST1	ST2	ST3	ST4	ST5	ST6	ST7	
		A x B									
REC 36 60	302-2DC-MP	36 60	135	2001	2129	2511	2702	2798	3276	4232	
REC 36 72	302-2DC-MP	36 72	150	2129	2282	2741	2970	3085	3659	4806	
REC 36 84	302-2DC-28	36 84	165	2256	2435	2970	3238	3372	4041	5380	
REC 36 96	302-2DC-28	36 96	180	2384	2588	3200	3506	3659	4424	5954	
REC 36 120	302-2DC-28	36 120	210	2639	2894	3659	4041	4232	5189	7101	
REC 36 144	302-2DC-28	36 144	240	2894	3200	4118	4577	4806	5954	8249	

All Double Column Bases come complete with under mount Chassis Support with Double Column "T" Bases

REC 42 60	302-2DC-MP	42 60	148	2135	2284	2730	2953	3065	3622	4738
REC 42 72	302-2DC-MP	42 72	165	2284	2462	2998	3265	3399	4069	5407
REC 42 84	302-2DC-32	42 84	183	2432	2641	3265	3578	3734	4515	6077
REC 42 96	302-2DC-32	42 96	200	2581	2819	3533	3890	4069	4961	6746
REC 42 120	302-2DC-32	42 120	235	2879	3176	4069	4515	4738	5854	8085
REC 42 144	302-2DC-32	42 144	270	3176	3533	4604	5140	5407	6746	9424

All Double Column Bases come complete with under mount Chassis Support with Double Column "T" Bases

REC 48 60	302-2DC-MP	42 60	148	2135	2284	2730	2953	3065	3622	4738
REC 48 72	302-2DC-MP	42 72	165	2284	2462	2998	3265	3399	4069	5407
REC 48 84	302-2DC-32	42 84	183	2432	2641	3265	3578	3734	4515	6077
REC 48 96	302-2DC-32	42 96	200	2581	2819	3533	3890	4069	4961	6746
REC 48 120	302-2DC-32	42 120	235	2879	3176	4069	4515	4738	5854	8085
REC 48 144	302-2DC-32	42 144	270	3176	3533	4604	5140	5407	6746	9424

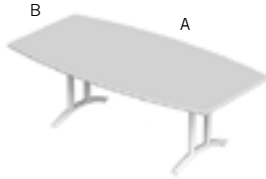
All Double Column Bases come complete with under mount Chassis Support with Double Column "T" Bases



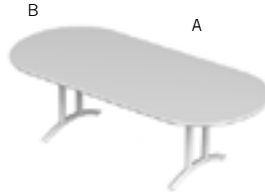
# Fieri Series

## - Double Column "T" Base -

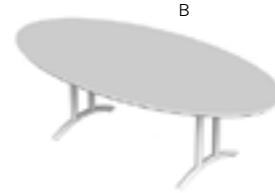
Boatshape



Racetrack



Oval



Model #	Boatshape		Size		Wt.	ST1	ST2	ST3	ST4	ST5	ST6	ST7	
			A x B										
BT	48	96	302-2DC-32	48	96	260	3091	3431	4451	4961	5216	6491	9041
BT	48	120	302-2DC-32	48	120	300	3431	3839	5063	5675	5981	7511	10571
BT	48	144	302-2DC-32	48	144	345	3814	4298	5752	6478	6842	8659	12292

All Double Column Bases come complete with under mount Chassis Support with Double Column "T" Bases

Model #	Racetrack		Size		Wt.	ST1	ST2	ST3	ST4	ST5	ST6	ST7	
			A x B										
RT	48	96	302-2DC-32	48	96	260	3091	3431	4451	4961	5216	6491	9041
RT	48	120	302-2DC-32	48	120	300	3431	3839	5063	5675	5981	7511	10571
RT	48	144	302-2DC-32	48	144	345	3814	4298	5752	6478	6842	8659	12292

All Double Column Bases come complete with under mount Chassis Support with Double Column "T" Bases

Model #	Oval		Size		Wt.	ST1	ST2	ST3	ST4	ST5	ST6	ST7	
			A x B										
OV	48	96	302-2DC-32	48	96	260	3091	3431	4451	4961	5216	6491	9041
OV	48	120	302-2DC-32	48	120	300	3431	3839	5063	5675	5981	7511	10571
OV	48	144	302-2DC-32	48	120	345	3814	4298	5752	6478	6842	8659	12292

All Double Column Bases come complete with under mount Chassis Support with Double Column "T" Bases

# Fieri Series

## - Single Column "X" Base -

	Options:	ADD
	EQ-1: Equalizer Glide (Set of 4), (table height remains at 29" with Glide)	<b>50.00</b> LIST per table
	TWC-1: Twin Wheel Swivel Locking Caster (Set of 4), (table height remains at 29" with casters)	<b>100.00</b> LIST per table
	HDC-1: Heavy Duty Locking Casters (Set of 4), (table height remains at 29" with casters)	<b>320.00</b> LIST per table
	#24 Concealed Caster	<b>105.00</b> LIST per table
	Flip Top Option, X Base : Tables up to 60" in size	<b>170.00</b> LIST per table
	Bar or Counter Height	<b>120.00</b> LIST per table
	(Please indicate Height on order) Non Standard Heights	<b>80.00</b> LIST per table
	Polished Chrome Upcharge	<b>170.00</b> LIST per table
	Satin Nickel Upcharge	<b>200.00</b> LIST per table

### Standard Base Features:

- \* 2" Diameter Single Column, 14 Gauge
- \* Foot is All Welded ARCHED round 2" Tube
- \* Includes Standard Screw in Adjustable Glides (Model GL-1)
- \* Mounting Plate: 12" x 12" x 3/16" Thick, all Welded to the top of Column
- \* Flip Box and Connector Bars ALWAYS finished in Cape Standard Black Epoxy
- \* Standard table height is 29.5" from floor to surface unless otherwise specified, Upcharges May Apply.
- \* Pricing based on any Standard Cape Epoxy

### Standard Top Features:

- \* All Tops have partial board core, unless otherwise specified
- \* Standard Top Thickness: 1 1/8"
- \* Standard Cape Laminates: **(CUSTOM LAMINATES UPON REQUEST)**
  - Formica **(-58 Finish Only)**
  - Wilsonart **(-60 Matte Finish only)**
  - Nevamar **(-T Textured Finish Only)**
  - Arborite **(-CA Cashmere Finish Only)**
  - Pionite **(Suede Finish Only)**

**HOW TO READ CODES: SQ 4848 304-36**

**SQ**= Square

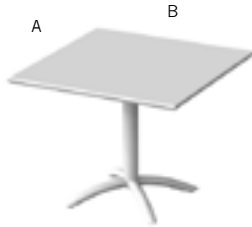
**4848** = Top Size: 48" x 48"

**304-36**=**104**= Model 304 Fieri, **36**=36" Spread "X" Base

# Fieri Series

## - Single Column "X" Base -

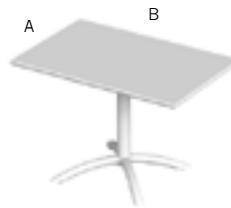
Square



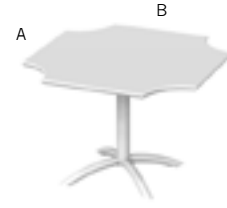
Round



Rectangular



Concave corners



Model #	Square		Size		Wt.	ST1	ST2	ST3	ST4	ST5	ST6	ST7
	A x B											
SQ 24 24	304-23	24	24	45	652	686	788	839	865	992	1247	
SQ 30 30	304-23	30	30	56	748	801	960	1040	1080	1279	1677	
SQ 36 36	304-28	36	36	72	871	948	1177	1292	1349	1636	2210	
SQ 42 42	304-32	42	42	90	1047	1151	1464	1620	1698	2089	2869	
SQ 48 48	304-36	48	48	111	1236	1372	1780	1984	2086	2596	3616	
SQ 54 54	304-36	54	54	132	1417	1589	2105	2363	2492	3138	4429	
SQ 60 60	304-36	60	60	156	1618	1831	2468	2787	2947	3743	5337	

Model #	Round	Size		Wt.	ST1	ST2	ST3	ST4	ST5	ST6	ST7
		A x B									
RD 24 D	304-23	24	24	47	669	707	819	875	903	1043	1324
RD 30 D	304-23	30	30	59	774	833	1008	1096	1140	1359	1797
RD 36 D	304-28	36	36	77	909	993	1246	1372	1435	1751	2382
RD 42 D	304-32	42	42	96	1099	1214	1557	1729	1815	2245	3104
RD 48 D	304-36	48	48	119	1304	1454	1902	2127	2239	2800	3922
RD 54 D	304-36	54	54	142	1503	1692	2260	2544	2686	3396	4816
RD 60 D	304-36	60	60	169	1725	1958	2660	3010	3186	4062	5815

Model #	Rectangular		Size		Wt.	ST1	ST2	ST3	ST4	ST5	ST6	ST7
	A x B											
REC 24 30	304-23	24	30	50	695	737	865	928	960	1120	1438	
REC 30 36	304-28	30	36	65	807	871	1062	1158	1206	1445	1923	
REC 30 42	304-28	30	42	71	860	935	1158	1269	1325	1604	2162	
REC 36 42	304-32	36	42	82	973	1062	1330	1464	1531	1865	2535	

Model #	Concave Corners		Size		Wt.	ST1	ST2	ST3	ST4	ST5	ST6	ST7
	A x B											
CC 42 42	304-32	42	42	129	1390	1560	2070	2325	2452	3090	4365	
CC 48 48	304-32	48	48	149	1560	1764	2376	2682	2835	3600	5130	
CC 54 54	304-36	54	54	171	1772	2010	2724	3081	3259	4152	5937	

# Fieri Series

## - Four Column "X" Base -

	Options:	ADD
	EQ-1: Equalizer Glide (Set of 4), (table height remains at 29" with Glide)	50.00 LIST per table
	TWC-1: Twin Wheel Swivel Locking Caster (Set of 4), (table height remains at 29" with casters)	100.00 LIST per table
	HDC-1: Heavy Duty Locking Casters (Set of 4), (table height remains at 29" with casters)	320.00 LIST per table
	#24 Concealed Caster	105.00 LIST per table
	Flip Top Option, X Base : Tables up to 60" in size	170.00 LIST per table
	Bar or Counter Height	180.00 LIST per table
	(Please indicate Height on order) Non Standard Heights	140.00 LIST per table
	Polished Chrome Upcharge	200.00 LIST per table
	Satin Nickel Upcharge	225.00 LIST per table

### Standard Base Features:

- \* Four (4), 2" Diameter Columns, 14 Gauge
- \* Foot is All Welded round 2" Tube
- \* Includes Standard Screw in Adjustable Glides (Model GL-1)
- \* Mounting Plate: 12" x 12" x 3/16" Thick, all Welded to the top of Column
- \* Flip Box and Connector Bars ALWAYS finished in Cape Standard Black Epoxy
- \* Standard table height is 29.5" from floor to surface unless otherwise specified, Upcharges May Apply.
- \* Pricing based on any Standard Cape Epoxy

### Standard Top Features:

- \* All Tops have partial board core, unless otherwise specified
- \* Standard Top Thickness: 1 1/8"
- \* Standard Cape Laminates: **(CUSTOM LAMINATES UPON REQUEST)**
- Formica **(-58 Finish Only)**
- Wilsonart **(-60 Matte Finish only)**
- Nevamar **(-T Textured Finish Only)**
- Arborite **(-CA Cashmere Finish Only)**
- Pionite **(Suede Finish Only)**

**HOW TO READ CODES: RD 48D 304-4C-32**

**RD**= Round

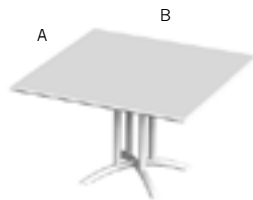
**48D** = Top Size: 48" Diameter

**304-4C-32=104**= Model 304 Fieri, **-4C**=Four (4) Column, **32=32"** Spread "X" Base

# Fieri Series

## - Four Column "X" Base -

Square



Model #	Square		Size	Wt.	ST1	ST2	ST3	ST4	ST5	ST6	ST7		
			A x B										
SQ	48	48	304-4C-32	48	48	115	1526	1662	2070	2274	2376	2886	3906
SQ	54	54	304-4C-36	54	54	138	1728	1900	2416	2674	2803	3449	4740
SQ	60	60	304-4C-36	60	60	162	1929	2142	2779	3098	3258	4054	5648

Round



Model #	Round		Size	Wt.	ST1	ST2	ST3	ST4	ST5	ST6	ST7		
			A x B										
RD	48	D	304-4C-32	48	48	123	1594	1744	2193	2417	2529	3090	4212
RD	54	D	304-4C-36	54	54	148	1814	2003	2571	2855	2997	3707	5127
RD	60	D	304-4C-36	60	60	175	2036	2269	2971	3321	3497	4373	6126